









STARTING POKER HANDS

Play the right cards at the right time. To lessen your difficulty, we have created this table that will suggest you what cards to play and what not to play depending on where you are sitting. Idea is to play strong hands in early position, average hands in mid position & a few more hands in the late position.

Position Cards	Cut Off & Button	Hijack	Middle	Early
AA	Re - Raise	Raise	Raise	Raise
AK	Re - Raise	Raise	Raise	Raise
AQ	Re - Raise	Raise	Raise	Raise
AJ	Play	Play	Play	
A10	Play	♠♠	♠♠	
A9 - A2	♠♠			
KK	Re - Raise	Raise	Raise	Raise
KQ	Re - Raise	Play	Play	
KJ	Play	♠♠	♠♠	
K10	Play			
K9	Play			
QQ	Re - Raise	Raise		Raise

Position Cards	Cut Off & Button	Hijack	Middle	Early
QJ	Play			
Q 10	Play			
Q 9	Play			
J J	Re - Raise	Raise	Raise	Play
J 10	Re - Raise			
10 10	Re - Raise	Raise	Play	Play
10 9				
99 - 77	Play	Play	Play	
66 - 22	Play	Play		
89 - 23				

Re - Raise

Play Aggressively as you are in a great position

Raise

Make your cards count by making a confident raise

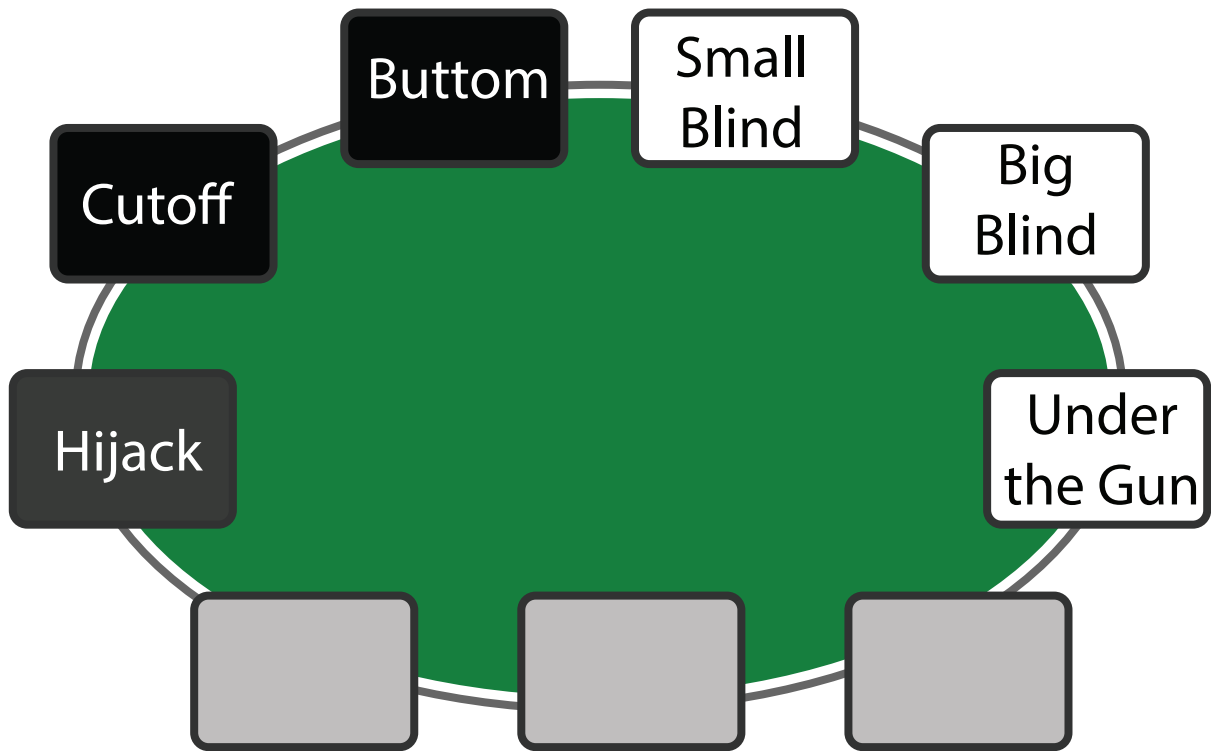
Play

Play these cards cautiously & just fold if in doubt.



Play only if both the cards are of the same suit

TABLE POSITIONS



Early Position

Mid Position

Hijack

Late Position



/Adda52



/Adda_52



/user/Adda52GoPlay